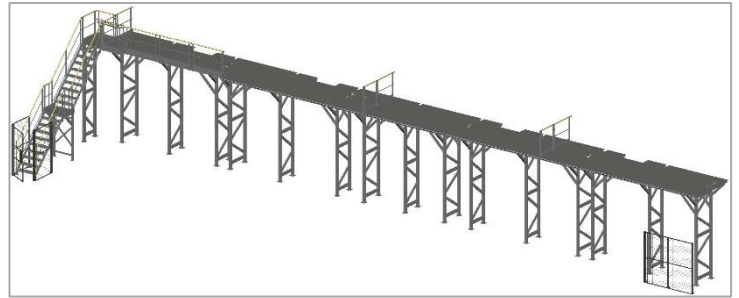


Gangway for painting cabin access



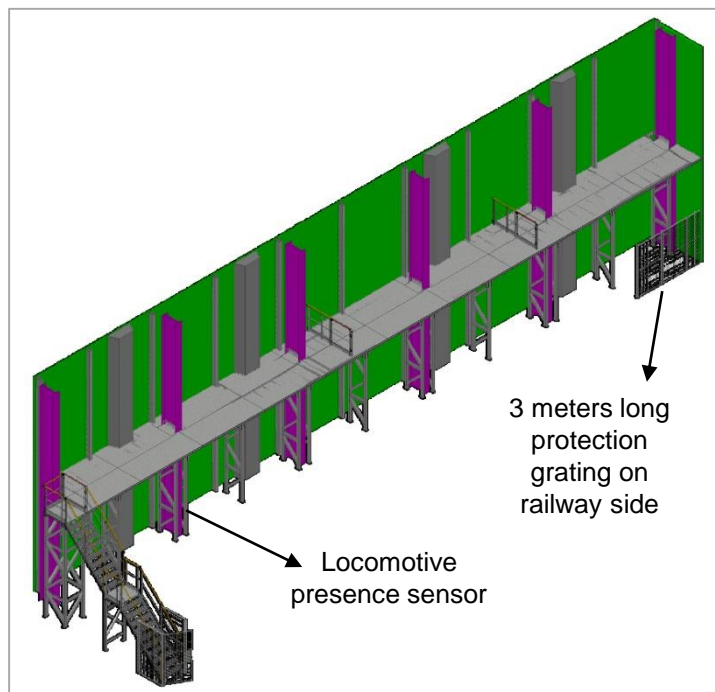
3D view gangway

Fixed gangway with staircase for access on locomotive roof in painting cabin.

- Staircase with landing platform at 2 300 mm and 4 400 mm.
- Safety gate on staircase top.
- The staircase access is secure by gate which doesn't open in locomotive absence (with presence sensor)
- Guardrail composed of yellow lacquered handrail (RAL 1023) and intermediary rail on each side.
- Capacity of load: 400 kg/m²




Gangway for painting cabin access



Gangway and staircase installation in the building



Perfect cut of flat sheet during mounting by the installation team.



Platform length: 29 785 mm
Coating: checkered flat sheet aluminum, thickness 4.4 mm
Intermediary safety gates (no represented on the picture).

